



Overview of Hazard Incidents in July 2020

In July 2020, six devastating hazards took place across Bangladesh i.e. Covid-19 pandemic, monsoon flood, lightning, fire, boat capsizes and bridge collapse.

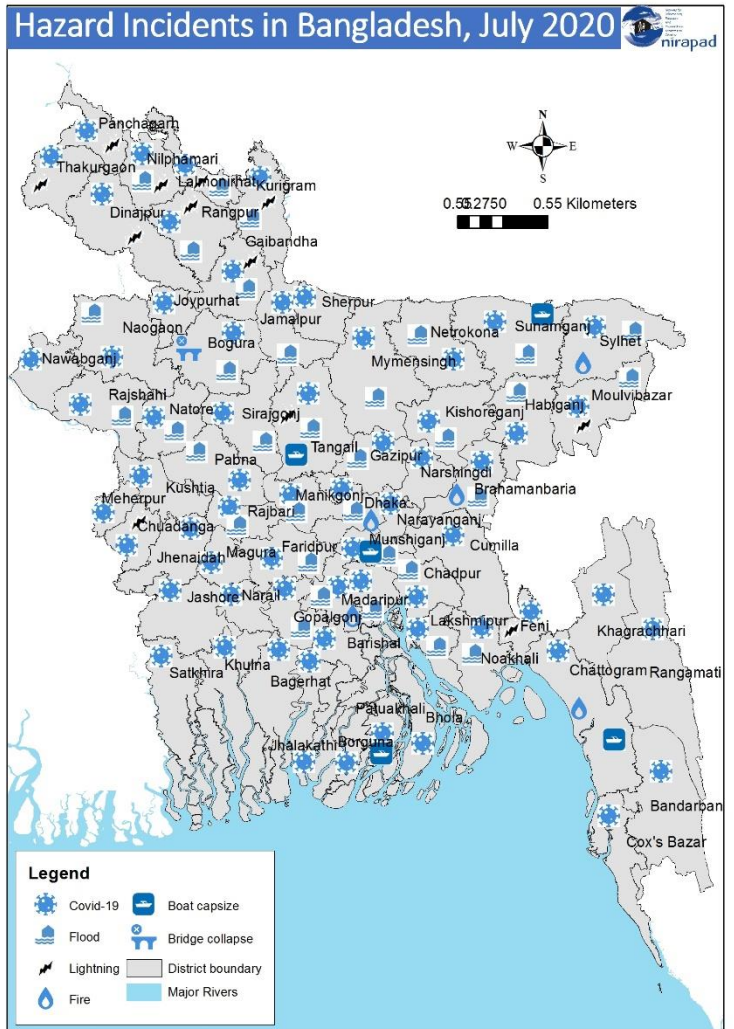
In July 2020, Covid-19 affected a total of 91,164 persons across the country among which 1,264 persons died and 76,554 persons recovered. From March 08, 2020 to July 31, 2020, the total number of Covid-19 patient is 236,698 among which 3,116 persons died and 136,204 persons recovered. According to *NDRCC report* of July 31, 2020, monsoon flood affected 5,448,926 population in 33 districts across the country among which 43 persons died so far.

Lightning took place in 12 districts with 19 incidents in which 24 persons killed and six persons injured.































10 incidents of fire took place in five districts in which three persons killed and three persons injured along with loss of properties.

Boat capsizes took place in five districts with five incidents which killed five persons and three persons were missing along with drowning of boat, bulkhead and lighter ship.

Only incident of bridge collapse took place in Bogura in which a 22 meter bridge collapsed and a truck was damaged.



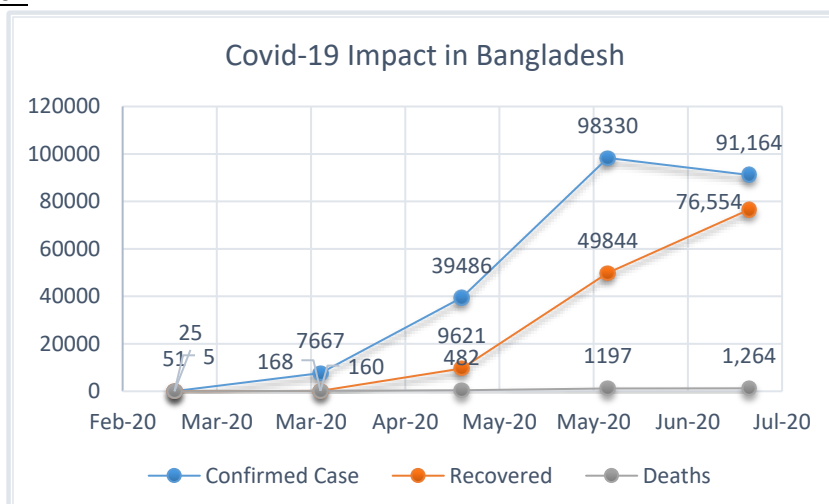
Source: NDRCC Report and National Dailies, July 2020

July 2020						
Sunday	Monday	Tuesday	Wednesday	Thursday	Friday	Saturday
			 1	 2	 3	 4
 5	 6	 7	 8	 9	 10	 11
 12	 13	 14	 15	 16	 17	 18
 19	 20	 21	 22	 23	 24	 25
 26	 27	 28	 29	 30	 31	
Index	 Covid-19		 Boat capsizes		 Fire	
	 Lightning		 Bridge collapse		 Flood	

Description of Hazard Incidents in July 2020

Covid-19 Pandemic in Bangladesh

The Covid-19 pandemic had affected with high impacts throughout this month in all the 64 districts across Bangladesh. In July, 2020, the number of identified patients with Covid-19 is 91,164 persons among which 76,554 persons recovered and 1,264 persons died. From the very first case identified in March 2020, the total number of Covid-19 patient is 236,698



among which 3,116 persons died and 136,204 persons recovered up to July 31, 2020. It is notable that 64 persons have been identified with Covid-19 in the Rohingya refugee camps in Cox's Bazar district¹. The number of identified cases in Bangladesh with Covid-19 is increasing as per Directorate General of Health Services (DGHS) and IEDCR have increased the testing of Covid-19 at 68 labs across the country. Though government has taken steps to minimize movement of people but the situation may become worsen if health guidelines by the Director General of Health Services (DGHS) are not maintained properly.

Table 1: Impact of Covid-19 in Bangladesh as of July 31, 2020

Date	Confirmed Cases	Recovered	Deaths	Source
July 01	3,775	2,484	41	https://www.iedcr.gov.bd , July 31, 2020
July 02	4,019	4,334	38	
July 03	3,114	1,606	42	
July 04	3,288	2,673	29	
July 05	2,738	1,904	55	
July 06	3,201	3,524	44	
July 07	3,027	1,953	55	
July 08	3,489	2,736	46	
July 09	3,360	3,706	41	
July 10	2,949	1,862	37	
July 11	2,686	1,628	30	
July 12	2,666	5,580	47	
July 13	3,099	4,703	39	
July 14	3,163	4,910	33	
July 15	3,533	1,796	33	
July 16	2,733	1,940	39	
July 17	3,034	1,762	51	
July 18	2,709	1,373	34	
July 19	2,459	1,546	37	
July 20	1,914	1,886	50	
July 21	3,057	1,841	41	
July 22	2,744	1,805	42	
July 23	2,856	2,006	50	
July 24	2,548	2,836	35	
July 25	2,520	1,114	38	
July 26	2,275	1,792	54	
July 27	2,772	1,801	37	

¹<https://www.humanitarianresponse.info/en/operations/bangladesh/document/coxs-bazar-covid-19-and-monsoon-weekly-update-20-17-23-july-2020>

Date	Confirmed Cases	Recovered	Deaths	Source
July 28	2,960	1,731	35	
July 29	3,009	2,878	35	
July 30	2,695	2,668	48	
July 31	2,772	2,176	28	
Total in July 2020	91,164	76,554	1,264	
Total March 2020	51	25	5	
Total April 2020	7,667	160	168	
Total May 2020	39,486	9,621	482	
Total in June 2020	98,330	49,844	1,197	
Grand Total as of July 31, 2020	236,698	136,204	3,116	

Monsoon Flood

Due to heavy rainfall and shower from the upstream after June 20, 2020, a flood started to take place and as of NDRCC report on July 31, 2020, the flood has already impacted 33 districts i.e. Lalmonirhat, Kurigram, Gaibandha, Nilphamari, Rangpur, Sunamganj, Sirajganj, Bogura, Jamalpur, Sylhet, Tangail, Rajbari, Madaripur, Manikganj, Faridpur, Netrokona, Naogaon, Shariatpur, Dhaka, Munshiganj, Kishoreganj, Brahmanbaria, Chandpur, Noakhali, Lakshmipur, Natore, Habiganj, Mymensingh, Rajshahi, Moulvibazar, Gazipur, Gopalganj and Pabna in which 5,448,926 people affected in 1,019 unions under 159 upazilas, 1,114,191 households became marooned and 43 persons died.² The water level in 27 points of 17 districts, i.e. Kurigram, Gaibandha, Natore, Bogura, Sirajganj, Jamalpur, Tangail, Manikganj, Rajbari, Shariatpur, Madaripur, Dhaka, Narayanganj, Gazipur, Munshiganj, Brahmanbaria and Chandpur are running over the danger level.

Since 1998, this is going to be the most prolonged flood as per the forecast. Honorable Prime Minister, Sheikh Hasina said, “this year, floods may stay far longer”. Honorable Prime Minister also provided necessary instructions for the local leaders to support and to stand beside flood-affected people across the country.³

The impact of flood up to July 31, 2020 is given in the table below⁴:

Sl.	District	No. of affected upazila	No. of affected unions	No. of marooned households	Affected Population	No. of Death	Source
1.	Lalmonirhat	5	22	39,548	177,966	1	NDRCC report, July 31, 2020
2.	Kurigram	9	56	62,630	250,520	9	
3.	Gaibandha	1	45	54,325	252,410	1	
4.	Nilphamari	2	9	6,770	270,80	0	
5.	Rangpur	3	13	0	51,388	0	
6.	Sunamganj	11	88	1,950	176,712	3	
7.	Sirajganj	7	64	118,972	503,795	3	
8.	Bogura	3	24	32,911	133,090	0	
9.	Jamalpur	7	59	248,634	994,707	15	
10.	Sylhet	4	18	1,946	11,618	1	
11.	Tangail	11	89	71,720	563,087	5	
12.	Rajbari	4	12	22,750	91,000	0	
13.	Madaripur	4	48	34,839	174,195	0	
14.	Manikganj	7	62	69,377	312,196	2	
15.	Faridpur	7	30	43,486	195,687	0	
16.	Netrokona	7	41	13,406	110,350	0	
17.	Naogaon	7	17	18,968	75,866	0	

²Health Emergency Operations Centre and Control Room of DGHS reported on August 03, 2020 that a total of 136 people died in the flood affected areas so far due to drowning (108), snakebite (13), lightning (12), diarrhoea (1) & others (2).

³https://www.humanitarianresponse.info/sites/www.humanitarianresponse.info/files/documents/files/monsoon_floods_r_co_flash_update2_28.07.2020_final_1.pdf

⁴[https://modmr.gov.bd/sites/default/files/files/modmr.portal.gov.bd/situationreport/9d152589_cc6c_46b7_8ac0_29863b94d5f0/Special%20Flood%20Situation%20Report%20\(31.07.2020\).pdf](https://modmr.gov.bd/sites/default/files/files/modmr.portal.gov.bd/situationreport/9d152589_cc6c_46b7_8ac0_29863b94d5f0/Special%20Flood%20Situation%20Report%20(31.07.2020).pdf)

Sl.	District	No. of affected upazila	No. of affected unions	No. of marooned households	Affected Population	No. of Death
18.	Shariatpur	4	48	68,201	341,005	0
19.	Dhaka	4	24	41,810	234,255	0
20.	Munshiganj	6	44	42,583	183,326	1
21.	Kishoreganj	5	10	6,111	30,555	0
22.	Brahmanbaria	3	6	0	0	0
23.	Chandpur	4	21	2,650	10,600	0
24.	Noakhali	0	0	0	0	0
25.	Lakshmipur	0	0	0	0	0
26.	Natore	3	17	10,400	44,600	0
27.	Habiganj	7	49	35,962	41,438	0
28.	Mymensingh	8	26	35,891	163,215	0
29.	Rajshahi	5	19	28,351	124,496	0
30.	Moulvibazar	-	0	0	0	0
31.	Gazipur	2	10	14,737	71,769	0
32.	Gopalganj	3	27	2,700	12,000	2
33.	Pabna	6	21	25,000	90,000	0
Total		159	1,019	1,114,191	5,448,926	43

Lightning

19 incidents of lightning took place in 12 districts i.e. Rangpur, Lalmonirhat, Nilphamari, Dinajpur, Tangail, Moulvibazar, Gaibandha, Kurigram, Feni, Thakurgaon, Chuadanga and Panchagarh in which 24 persons killed and six persons injured. In Lalmonirhat, on July 02, 2020, four persons killed and two persons injured in two incidents in a single day. In Domar upazila under Nilphamari district, on the same day, a father and son duo were killed due to lightning.

Date	Location		Impact	Source
	District	Upazila/ Thana		
July 01	Rangpur	Badarganj	• 1 person killed	<i>NDRCC report, July 04, 2020</i>
July 02	Lalmonirhat	Patgram	• 2 persons killed & 2 persons injured	https://www.prothomalo.com , July 02, 2020
		Hatibandha	• 2 persons killed	https://www.prothomalo.com , July 02, 2020
	Nilphamari	Domar	• 1 person killed & 1 person injured	https://bangla.bdnews24.com , July 02, 2020
July 03	Dinajpur	Birganj	• 1 person killed	https://bangla.bdnews24.com , July 03, 2020
July 04	Tangail	Shokhipur	• 1 person killed	<i>NDRCC report, July 07, 2020</i>
July 07	Moulvibazar	Kamalganj	• 1 person killed	<i>NDRCC report, July 08, 2020</i>
July 08	Gaibandha	Sadullahpur	• 1 person killed & 2 persons injured	https://bangla.bdnews24.com , July 08, 2020
July 09	Lalmonirhat	Kaliganj	• 1 person killed	https://bangla.bdnews24.com , July 10, 2020
		Hatibandha	• 1 person killed	<i>NDRCC report, July 10, 2020</i>
	Kurigram	Bhurungamari	• 1 person killed	https://bangla.bdnews24.com , July 10, 2020
		Rangpur Sadar	• 1 person killed	https://bangla.bdnews24.com , July 09, 2020
Rangpur	Badarganj	• 1 person killed	<i>NDRCC report, July 10, 2020</i>	
July 10	Gaibandha	Fulchori	• 2 persons killed	https://bangla.bdnews24.com , July 10, 2020
July 18	Feni	Sonagaji	• 2 persons killed & 1 persons injured	https://bangla.bdnews24.com , July 18, 2020
July 19	Thakurgaon	Pirganj	• 1 person killed	https://bangla.bdnews24.com , July 19, 2020
July 21	Chuadanga	Damurhuda	• 1 person killed	https://bangla.bdnews24.com , July 22, 2020
July 27	Gaibandha	Fulchari	• 2 persons killed	https://bangla.bdnews24.com , July 27, 2020
July 31	Panchagarh	Atwari	• 1 person killed	https://www.prothomalo.com , July 31, 2020
Total			24 persons killed & 6 persons injured	

Fire

10 incidents of fire took place in five districts i.e. Chattogram, Dhaka, Madaripur, Brahmanbaria and Sylhet which killed three persons and injured three persons. Dhaka faced four incidents and Chattogram faced three incidents of fire in July 2020. In Bangshal thana under Dhaka district, on July 23, 2020, three persons of the same family were killed and another one person of the family was injured along with three godowns were damaged in a fire caused by cylinder explosion.

Date	Location		Impact	Source
	District	Upazila/ Thana		
July 01	Chattogram	Bandar	• No impact reported	https://www.prothomalo.com , July 01, 2020
July 06	Dhaka	Banasree	• 1 paint factory burnt	https://bangla.bdnews24.com , July 06, 2020
	Madaripur	Shibchar	• 6 shops burnt	https://bangla.bdnews24.com , July 06, 2020
July 15	Chattogram	Bandar	• No impact reported	https://bangla.bdnews24.com , July 15, 2020
July 22	Dhaka	Kalabagan	• 1 person killed & 1 persons injured	https://www.prothomalo.com , July 28, 2020
July 23	Dhaka	Bangshal	• 3 persons killed & 1 person injured • 3 godowns damaged	https://www.prothomalo.com , July 27, 2020
July 25	Brahmanbaria	Brahmanbaria Sadar	• 2 railway compartment burnt	https://www.prothomalo.com , July 25, 2020
July 27	Chattogram	Kalurghat	• 1 chips factory burnt	https://bangla.bdnews24.com , July 27, 2020
July 30	Dhaka	Mirpur	• No impact reported	https://www.prothomalo.com , July 30, 2020
	Sylhet	Beanibazar	• 1 person injured • 1 CNG auto rickshaw burnt	NDRCC report, July 31, 2010
Total	3 persons killed & 3 persons injured; 1 paint factory, 1 chips factory, 6 shops, 3 godowns, 2 railway compartments, 1 CNG auto rickshaw burnt			

Boat capsiz

Five incidents of boat capsiz took place in five districts, i.e. Munshiganj, Sunamganj, Patuakhali, Chattogram and Tangail which killed five persons and three persons were missing; two bulkheads, one boat and one lighter ship with 1.5 tons of cement clinker drowned. In Basail upazila under Tangail district, on July 31, 2020 an incident of boat capsiz took place while rushing to get down from a boat which resulted into death of five persons.

Date	Location		Impact	Source
	District	Upazila/ Thana		
July 14	Munshiganj	Louhajang	•2 bulkhead drowned	https://www.prothomalo.com , July 14, 2020
July 18	Sunamganj	Dharmapasha	•2 persons missing	https://www.prothomalo.com , July 19, 2020
July 30	Patuakhali	Kalapara	•1 boat drowned & 1 person missing	https://www.prothomalo.com , July 31, 2020
	Chattogram	Hatia	•1 lighter ship drowned •1.5 tons cement clinker damaged	https://www.prothomalo.com , July 30, 2020
July 31	Tangail	Basail	•5 persons killed	https://www.prothomalo.com , July 31, 2020
Total	5 persons killed & 3 persons missing; 2 bulkhead, 1 boat & 1 lighter ship with 1.5 tons of cement clinker drowned			

Bridge Collapse

The only incident of bridge collapse took place in Shahbazpur Baily Bridge in Bogura-Shariakandi route under Gabtali upazila of Bogura district on July 18, 2020, in which the 22 meter long bridge collapsed with a truck. The bridge collapsed when a 50 ton truck got down on the bridge which had a capacity to bear load of 10 ton, collapsed due to overweight of the truck. Road connectivity was disrupted in Bogura-Shariakandi route and the authority told that it would take at least four days to repair the damages (Source: <https://www.prothomalo.com>, July 18, 2020).

GoB Response in July 2020

Response to monsoon flood: GoB undertook necessary initiatives to minimize losses due to monsoon flood. A total of 14,160 MT GR rice, BDT 34,250,000 GR cash, 149,000 packets of dry foods, BDT 27,400,000 for cattle food, BDT 10,700,000 for baby food, BDT 900,000 for costs of shelter construction and 300 bundles tin have been already allocated for the flood affected districts. The district-wise allocation of relief by the Ministry of Disaster Management and Relief (MoDMR) is given below in the table:⁵

⁵[https://modmr.gov.bd/sites/default/files/files/modmr.portal.gov.bd/situationreport/9d152589_cc6c_46b7_8ac0_29863b94d5f0/Special%20Flood%20Situation%20Report%20\(31.07.2020\).pdf](https://modmr.gov.bd/sites/default/files/files/modmr.portal.gov.bd/situationreport/9d152589_cc6c_46b7_8ac0_29863b94d5f0/Special%20Flood%20Situation%20Report%20(31.07.2020).pdf)

Table 6: District-wise Allocated Relief for Flood by MoDMR up to July 31, 2020								
District	GR Rice (MT)	GR Cash (BDT)	Dry Food (Packet)	Cash for Cattle Food (BDT)	Cash for Baby Food	Cash for Shelter Construction	Tin (Bundle)	Source
Lalmonirhat	600	2,450,000	4,000	1,200,000	400,000	600,000	200	NDRCC Report, July 31, 2020
Kurigram	560	2,600,000	8,000	1,400,000	800,000	0	0	
Gaibandha	710	1,950,000	7,000	1,200,000	400,000	0	0	
Nilphamari	410	2,250,000	4,000	800,000	200,000	0	0	
Rangpur	460	1,500,000	4,000	900,000	200,000	0	0	
Sunamganj	700	2,500,000	6,000	800,000	600,000	0	0	
Sirajganj	650	1,300,000	8,000	1,100,000	600,000	0	0	
Bogura	660	1,800,000	6,000	900,000	400,000	0	0	
Jamalpur	1,110	3,350,000	13,000	170,000	600,000	0	0	
Sylhet	600	2,300,000	5,000	800,000	200,000	0	0	
Tangail	1,100	1,500,000	15,000	1,600,000	600,000	0	0	
Rajbari	300	200,000	4,000	1,100,000	200,000	0	0	
Madaripur	500	1,200,000	8,000	1,200,000	600,000	0	0	
Manikganj	200	200,000	4,000	1,200,000	400,000	0	0	
Faridpur	450	400,000	9,000	1,000,000	500,000	0	0	
Netrokona	550	1,000,000	5,000	1,000,000	400,000	0	0	
Naogaon	150	200,000	2,000	700,000	400,000	0	0	
Shariatpur	750	1,250,000	4,000	1,100,000	400,000	300,000	100	
Dhaka	200	700,000	2,000	800,000	200,000	0	0	
Munshiganj	400	200,000	6,000	1,100,000	400,000	0	0	
Kishoreganj	150	300,000	2,000	700,000	200,000	0	0	
Brahmanbaria	0	0	0	200,000	0	0	0	
Chandpur	500	800,000	6,000	1,200,000	400,000	0	0	
Noakhali	400	800,000	2,000	600,000	200,000	0	0	
Lakshmipur	350	750,000	2,000	600,000	200,000	0	0	
Natore	350	400,000	2,000	800,000	600,000	0	0	
Habiganj	500	800,000	2,000	600,000	200,000	0	0	
Mymensingh	0	0	2,000	400,000	0	0	0	
Rajshahi	400	800,000	2,000	200,000	200,000	0	0	
Moulvibazar	350	750,000	4,000	200,000	200,000	0	0	
Gazipur	100	0	1,000	200,000	100,000	0	0	
Gopalganj	150	200,000	2,000	200,000	200,000	0	0	
Pabna	100	0	1,000	300,000	0	0	0	
Total	14,160	34,250,000	149,000	27,400,000	10,700,000	900,000	300	

Response to Covid-19 up to July 31, 2020: The mass people have been guided to maintain social distance in workplaces, public transports, and religious institutions and avoid any kind of public gatherings. DGHS has prepared guidelines for the organizations (both public and private) to be maintained during working hours. DGHS and IEDCR have undertaken necessary steps to test Covid-19 suspected patients in the test labs across the country which have already tested 1,176,809 samples as of July 31, 2020. A total of 11,443 general beds, 219 Intensive care unit (ICU) beds, 12,352 Oxygen cylinders, 317 high flow nasal cannula, and 157 oxygen concentrator are available in the hospitals across the country. The treatment providers were provided with 2,387,364 Personal Protection Equipment (PPE) and 140,881 PPE are in stock for further use. DGHS and IEDCR have opened up hotline number (i.e. 16263, 333, 10655, 01927711784, 01927711785, 01937000011, 01937110011) for consultation with doctors through phone calls which already have attended to 17,930,639 phone calls. Screening have been conducted of 792,592 persons in airports, railway stations, sea port and land ports. People (especially poor and ultra-poor) who are in need of foods, GoB arranged to provide food at their doorsteps by the local administrations (*Source: DGHS Health Bulletin, July 31, 2020*).

Conclusion

A total of six hazards took place in this month with several incidents across the country. These incidents caused a huge loss of lives and properties and disrupted daily activities of people. GoB took initiatives to minimize the losses and also undertook necessary actions to provide support to the distressed people.